



EAPRIL 2025
VALLETTA, MALTA
25 - 27 NOV. 2025

EAPRIL 2025 - SUBMISSION GUIDELINES

These guidelines will assist you in choosing the appropriate submission format to contribute to the EAPRIL 2025 conference programme. The EAPRIL formats are designed to create a highly interactive atmosphere and to accommodate the presentation of research at various stages. Each of the formats outlined below is equally valuable but serves a different purpose. EAPRIL attaches great importance to the quality of the conducted research as well as the presentation at the conference.

The following 7 submission formats are welcomed:

Present & Discuss

- Abstract -reviewed
- **NEW! Full paper peer-reviewed**

Poster

Symposium

Roundtable

Case study

Workshop

Best Practice-Based Research Award

We advise you to read this document carefully when preparing your submission for EAPRIL 2024. All submissions are due by **midnight CEST on the 24th of April 2025**.

Please note that:

- All proposals need to be submitted in English via **your EAPRIL account** (<https://www.earli-eapril.org>)



- All submissions should be done completely **anonymously**, to ensure a fair review process. Please do not include your name, institute, or any other identifying information in your abstract/extended summary or in any of the attachments.
- It is important to **read the guidance below carefully** so that you select the appropriate format for your presentation. **Selecting an inappropriate format may significantly reduce the chances of acceptance of your proposal!** We recommend considering the review criteria when preparing your submission to understand how the proposal will be assessed. These criteria can be found in the submission guidelines per format.
- A **maximum** number of times one can take on a **certain role** is fixed.
 - Submit a proposal: 2 times
 - Presenting author: 2 times
 - Co-author: 2 times
 - Discussant: 1 time
 - Chair: 1 time
- The conference programme will avoid **timetable conflicts** for presenting authors, chairs, and discussants, but **not for co-authors**. Please take this into account when planning your submissions.
- **Please note** that as of this year, our conference proceedings will contain:
 - Abstracts of all accepted presentations
 - Full papers of **only** full paper peer-reviewed submissions



1. Preparing your EAPRIL submission

An **EAPRIL account** is needed in order to submit a proposal or register for the conference. Prospective submitters who do not have an EAPRIL account can create one free of charge via the EAPRIL homepage (<https://www.earli-eapril.org>) Please make sure to not create multiple accounts as this could lead to interaction problems later on.

- Only **active participants** (i.e. presenter, chair, discussant and/or session organiser) need an EAPRIL user account.
- **Non-active participants** (i.e. co-presenters/authors) do not need to have an EAPRIL account. Their information can be added manually while submitting.

Please make sure **to update your personal and professional details**, as this information will be used for further communications as well as to generate the conference programme.

Proposals can only be submitted through the EAPRIL portal (<https://www.earli-eapril.org>). **Submissions via email will be not accepted.**

For each submission, a presenting author is needed. If your proposal is accepted, the **presenting author will need to register for the conference** in order to schedule the presentation. Please do note that accepted submissions for which the presenting author has not registered on time, will be removed from the programme without prior warning.

Every symposium requires presenting authors for each paper (3), one discussant and one chair. Please bear in mind that, in total, you can only act twice as the chair of a symposium and twice as discussant. When submitting a symposium, you will need to ensure that the email address entered for each active participant (i.e., presenting authors, chairs, organisers, discussants) matches the email address of their EAPRIL account. Consequently, each active conference participant needs to have an EAPRIL account and needs to provide the submitter with the corresponding email address before the submission. Furthermore, for every symposium 3 of the mandatory participants need to represent a different country (as per their country of employment).



Please note that:

- Each submission requires a **title** of up to 100 characters (including spaces), an **abstract** (100 – 200 words) and an **extended summary** of (200 – 1000 words).
- Please make sure that your submission provides clear answers the various **submission questions and criteria** listed in the guidelines of each presentation format. As the review criteria are closely linked to the submission criteria listed in these format-specific guidelines, your chances of being accepted significantly increase when providing all necessary information to the reviewers.
- To find the **appropriate keywords** for your submission, consider the alphabetical list at the end of this document. This list is easier to navigate than the drop-down menu in the submission system.



2. Submission types and requirements

PRESENT & DISCUSS (ABSTRACT-REVIEWED)



Present & discuss sessions allow delegates to present their research and findings in an in-depth manner. These presentations are individually submitted and have data and results to present (=absolute condition). Ongoing or starting research should be submitted as a Roundtable or Poster.



Requirements for a present & discuss submission:

- A **title** of up to 100 characters (including spaces).
- An **abstract** of 100 - 200 words. This abstract should include a clear description of your research: what are the central research questions, the methodology used, the research results and main conclusions for educational practice?
- An **extended summary** of 250 - 1000 words. For detailed information on which info this extended summary should contain click [here](#).



Scheduling

Three Present & Discuss proposals are clustered in a **90-minute session**, based on similarities in topic, methodology and/or objectives. Each presenter is offered 15 minutes presentation time followed by 10 minutes for questions and discussion. At the end of all presentations, a 15-minute collective discussion is organised by the chair in which questions, remarks and/or general conclusions related to the theme of all presented work can be discussed.



Room set-up

A computer, projector, and internet access will be provided in each room.

Please note that during the conference, no distinction will be made between abstract-reviewed and full paper-reviewed Present & Discuss presentations. All presentations will be grouped and scheduled into sessions based on topic and theme similarity.



NEW! PRESENT & DISCUSS (FULL PAPER PEER-REVIEWED)



Present & discuss sessions allow delegates to present their research and findings in an in-depth manner. These presentations are individually submitted and have data and results to present (= absolute condition). Ongoing or starting research should be submitted as a Roundtable or Poster.



Requirements for a present & discuss (full paper-reviewed) submission:

- A **title** of up to 100 characters (including spaces).
- An **abstract** of 100 - 200 words. This abstract should include a clear description of your research: what are the central research questions, the methodology used, the research results and main conclusions for educational practice?
- An **extended summary** of 250 - 1000 words.
- A **full paper attachment** of 4000 - 6000 words. Submissions in this format without a full paper attachment will not be eligible for review.
- For more detailed information about the submission guidelines and criteria for this format click [here](#).



Scheduling

Three Present & Discuss proposals are clustered in a **90-minute session**, based on similarities in topic, methodology and/or objectives. Each presenter is offered 15 minutes presentation time followed by 10 minutes for questions and discussion. At the end of all presentations, a 15-minute collective discussion is organised by the chair in which questions, remarks and/or general conclusions related to the theme of all presented work can be discussed.



Room set-up

A computer, projector, and internet access will be provided in each room.

Please note that all submissions must be original and not simultaneously submitted to another journal or conference.



Please note that during the conference, no distinction will be made between abstract-reviewed and full paper-reviewed Present & Discuss presentations. All presentations will be grouped and scheduled into sessions based on topic and theme similarity.



POSTER SESSION



A **poster** communicates the main ideas, objectives, results and conclusions of an ongoing research project or study. Posters provide a great starting point for discussion about your work with interested and knowledgeable researchers.



Requirements for preparing a poster submission:

- A **title** of up to 100 characters (including spaces).
- An **abstract** of 100 - 200 words. This abstract should include a description of your practitioner research: what are the central research questions, the methodology used, the research results and main conclusions for educational practice?
- An **extended summary** of 250 - 1000 words. For detailed information on which info this extended summary should contain click [here](#).

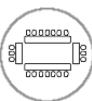


Scheduling

3-5 posters are clustered thematically in a **session of 90 minutes**. Each presenter will be offered a maximum of 5 minutes to present their poster. Afterwards, the delegates can walk around, ask questions or start an in-depth discussion with the presenters. Finally, a general discussion is organised in which the main ideas, conclusions and directions for future research and practice are discussed.

Please note that all poster sessions will be scheduled in parallel, during a specific poster timeslot at the conference. This means you will only be able to present one poster.

After the poster sessions have taken place, the posters will be exhibited in the main conference area. This will give all delegates the chance to acquaint themselves with all posters during the breaks.



Room set-up

Materials for fixing posters on the walls or poster boards will be provided. Please organise your posters in A0 or A1 format.



Additional advice

A good poster focuses on a concise, often single, key message. Graphs and images tell the story better compared to text. A good poster keeps its sequence well-ordered and obvious.

Please note that all posters are eligible for the Best Poster Award. More information on the Award can be found at EAPRIL.org.



ROUNDTABLE SESSION



A **roundtable session** focuses on unfinished or starting projects. In other words, the research projects don't have to have actual results but can be starting or early research. This type of session will not be set-up as a formal presentation but rather as a talk between colleagues. No formal presentation by means of a slideshow presentation is expected. Instead, a 1 A4-handout is advised for the participants of your session that summarises the main ideas and questions central in the discussion.



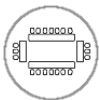
Requirements for preparing a Roundtable:

- A **title** of up to 100 characters (including spaces).
- An **abstract** of 100 - 200 words. This abstract should include a description of your practitioner research: what are the central research questions, the outline of the research design and methodology planned?
- An **extended summary** of 250 - 1000 words. For detailed information on which info this extended summary should contain click [here](#).



Scheduling

Roundtable presentations are clustered per 2 in **90-minute** time slots. Each presenter will be offered 15 minutes to outline both the main ideas and objectives of the project, as well as the question, problem and/or challenge(s) that they want to present to the audience. This is followed by a 30-minutes discussion per research project.



Room set-up

A computer, projector, and internet access will be provided in each room.



CASE STUDY



In a **case study** session practitioners are invited to present a case from practice. A research component can be added to this session, but this is not a required condition. Instead, the floor is given to practitioners who wish to share their experiences when designing, implementing or evaluating a practice in class / school / college / university / workplace. In this format, there is more time for reflection and in-depth discussion about the case via a hands-on approach.



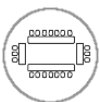
Requirements for preparing a case study:

- A **title** of up to 100 characters (including spaces).
- An **abstract** of 100 - 200 words. This abstract should include a description of your practice-based case or project: what was the rationale behind change, who was involved, how was the project carried out, what were the main conclusions?
- An **extended summary** of 250 - 1000 words. For detailed information on which info this extended summary should contain click [here](#).



Scheduling

Two thematically linked case studies are clustered in a **90-minute session**. Each practitioner is offered 20 minutes to present their case followed by 25 minutes that are dedicated to an in-depth discussion with the audience.



Room set-up

A computer, projector, and internet access will be provided in each room.



WORKSHOP



Workshops are a highly interactive, collaborative session format that shows the application of the outcomes of a research project. Learning-by-doing, hands-on experience and engaging in in-depth active learning are central characteristics of workshops. Creative and/or innovative approaches are encouraged, such as brainstorming, associating, panel discussion, role play, debating, voting on statements, think tank, flipping-the-classroom, systemic approaches, simulations, mystery guest and so on. Please consider any type of media to support interactivity.



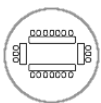
Requirements for preparing a workshop:

- A **title** of up to 100 characters (including spaces).
- An **abstract** of 100 - 200 words. This abstract should include a description of your workshop: what is the workshop about, what are the aims of the workshop, what methods will be used?
- An **extended summary** of 250 - 1000 words. For detailed information on which info this extended summary should contain click [here](#).



Scheduling

Workshops are scheduled for **90 minutes**. The workshop leader is free to design its time-planning according to the aims and activities planned.



Room set-up

A computer, projector, and internet access will be provided in each room. Tables and chairs in this room can be used flexibly and the classroom setting can be rearranged.



SYMPOSIUM



Symposia provide an opportunity to present research on one topic, often from multiple perspectives, through a coherent set of papers. Symposia sessions are directed by a chair, involving three presenters and one discussant.

For the symposium as a whole, a general abstract is required which answers a limited number of specific questions concerning the symposium/theme. For each of the individual contributions (3) a general abstract as well as an extended summary is required, providing more detailed information about each of the contributing papers.



Requirements for the symposium:

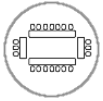
- An **abstract of 100 - 200 words** on the symposium as a whole providing information regarding the aims, the scientific and educational relevance of the symposium.
- An **abstract of 100 - 200 words** per individual symposium contribution.
- An **extended summary** of 250 - 1000 words per individual symposium contribution. For detailed information on which info this extended summary should contain click [here](#).
- The **title of the symposium**, the **title of each presentation** (three presentations per symposium) with the name and affiliation of each author.
- The name of the **chair** and the name of **one discussant**.
- Bear in mind **the three-country-rule** where the symposium participants (chair, discussant, presenting authors) represent at least three different countries.
- Please pay special attention to the coherence of the presentations of the symposium, as this one of the primary reasons for symposium proposals not to be accepted.



Scheduling

A symposium is scheduled for **90 minutes**. Each presenter will be offered 15 minutes to present their research. Afterwards, the discussant has 15 minutes to present their reflections on the preceding presentations and to introduce one or two general statements to the delegates. This is followed by a general 30-minute discussion to discuss the theme of the symposium and the related statements in-depth.





Room set-up

A computer, projector, and internet access will be provided in each room.

Please note that:

When submitting your proposal through the conference system, you will first need to save and submit each individual paper, before submitting the symposium as a whole.



AWARD



The **EAPRIL Best Practice-Based Research Award** wishes to acknowledge an outstanding and innovative project that deals with learning and development in the workplace and educational field. More specifically, practice-based research which has a profound impact on the development of both theory and practice is particularly of interest.



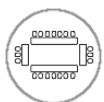
Requirements for **submitting** an award proposal:

- A **title** of up to 100 characters (including spaces).
- An **abstract** of 100 - 200 words. This abstract should include a short introduction to your practice-based research project.
- An **extended summary** of 250 - 1000 words. For detailed information on which info this extended summary should contain click [here](#).



Scheduling

At the EAPRIL Conference the nominated projects get the chance to present their project during **an exclusive plenary Award Session**. The winner will be announced on the last day of the conference.



Room set-up

The Award Session will take place in an auditorium. A computer, projector and internet access will be available.



4. Submitting your proposal

Before submitting, please make sure that the **word count** of your abstract and extended summary is within the limits specified above, as the conference submission system will not accept proposals over the specified limit.

Make sure to **consult the specific guidelines per format on what your abstract and extended summary should contain**. These guidelines can be found on our website here. Please note that these guidelines are based on the review criteria which will be used to assess your proposal. **Following these guidelines will increase the chances of your proposal being accepted.**

When you have prepared your proposal according to the information outlined above, it can be submitted via the conference website (<https://www.earli-eapril.org>). It is useful to have your proposal in electronic form (e.g. in word or pdf file) before you start the submission process. If, for any reason, you cannot complete the submission process all at once, you can return to the website and modify any information you save prior to submitting the final forms **before the submission deadline of April 24th 2025, midnight CEST.**

Please note: For every symposium or individual paper, you will have to repeat the submission process. It is extremely important to use the same EAPRIL account for all your submissions.

All information (including your name) will be published in the programme exactly as submitted by you. Hence care should be taken to avoid spelling and other mistakes.

During the submission of your proposal you will be asked to indicate:

- The **format** of your submission:
- **At least 4 keywords**, which you will need to select from a list, which best represent your proposal. These are mandatory and will be used for assigning your proposal to a reviewer with a similar research interest as well as grouping accepted submissions in sessions for the final conference programme.
- To which **Cloud** your proposal fits best (choose only one).

Please note: Choosing the appropriate keywords, cloud and domains is very important, so do take the time to do this carefully. The system will automatically assign your contribution to reviewers whose background best matches your selections of keywords, cloud and domain.



Keywords are used to create the conference programme, i.e. to group the submission in a session with papers of related topics but also, if possible, to avoid scheduling two sessions on the same topic in parallel. In all cases, the EAPRIL Office has the final responsibility to assign the individual proposals to a particular session format and session as such, based on the reviews receive



EAPRIL 2025 KEYWORDS

21st century learning
Artificial intelligence
Assessment and evaluation
At-risk students
Authentic learning
Beliefs and conceptions of learning
Beliefs and conceptions of teaching
Bilingual education
Biology education
Blended learning
Chemistry education
Cognitive Skills & Development
Collaborative Learning
Communities of Learners and/or Practice
Competence-based education
Continuing professional development in Teachers
Cooperative learning
Creativity
Culture and Education
Curricula
Deep-level and profound learning
Distance Education
Diversity
Doctoral education (PhD education)
Early childhood education
Economy education
Educational Attainment & Achievement
Educational Policy
Educational Effectiveness and quality of education
Emotions and emotional development
Equality / Education for All
Experts by experience
Game-based learning / Gamification
Gender Issues
Geography education
Higher education
History education
Inclusivity
In-service Teacher Training
Initial Teacher Education (Pre-service)
Inquiry learning
Instructional Design and Instructional Strategies
Internships
Innovations in education
Interaction and discourse in education
Knowledge Building and Development
Knowledge Management for Teaching & Learning
Labour market & formal learning
Language Education
Learning Analytics
Learning and Developmental Difficulties/Disabilities
Learning and neuroscience
Learning / Teacher Management System
Learning styles / approaches
Leadership styles
Leadership development
Lifelong Learning
Mathematics Education
Medical & Health Education
Mentoring
Meta-cognition and metacognitive learning
Morality & Religious education
Motivation
Multiculturalism in Education
Music & Arts Education
Numeracy
Organisation of educational research
Organisational learning
Pandemic
Parental Involvement in Learning
Peer Interaction / Learning
Philosophy of education
Physical education
Practice-based research (methodology)
Pre-school education / kindergarten
Primary school education
Problem Solving
Professional Development



Professionalisation of educators
Professional identity
Project-based learning
Problem-based learning
Qualitative and Quantitative Approaches to Learning and Instruction
Reading
Remedial education
Research-based learning
Research cooperation frameworks
Secondary school education
Self-regulation and self-regulated learning
Self-efficacy
Special Educational needs
Social interaction
Statistics
School development
Stakeholder partnerships

STEM
Sustainability
Teaching approaches
Teacher thinking
Team Learning
Technology Enhanced Learning
Training and Development
Training of young researchers
Tutoring
Video-based Learning
Virtual Reality
Vocational education
Web-Based Learning
Well-being & engagement
Workplace learning
Workforce diversity and equality
Work environments
Writing



EAPRIL CLOUDS

- Cloud 01. Teacher Education
- Cloud 02. Educator's Professional Development
- Cloud 04. Innovation in Education: Improving Learning & Well-being
- Cloud 05. HRD & Workplace Learning
- Cloud 06. Learning in Digital Era: Technology-Enhanced Learning
- Cloud 08. Diversity & Equality in Different Contexts
- Cloud 10. Education for Sustainability
- Cloud 11. Practice-based Research Methodology
- Cloud 12. Leadership in Education

